


Features

1. Circular tube design with 360 degree light emitting performance, available to build many patterns and arts for decoration.
2. Uniform, dot-free, smooth and comfortable luminary up to 5 meters [16.4ft] run length.
3. White color with diameter in 18mm [0.71in.].
4. Customized length with overall appearance in the same size by die-casting process.
5. IP65 for indoor or outdoor usage.
6. Dimmable available with PWM signal.
7. Compared with traditional fragile glass and harden/yellowing easily PVC sheathing material, silicon extrusion technology is an advanced process, with high-efficiency production capacity and environmentally-friendly characteristics. Additionally, with high grade appearance, soft bend flexibility, strong impact resistant and high weather resistance.
8. 50,000h long lifespan, 5 years warranty, for indoor usage.
36,000h long lifespan, 3 years warranty, for outdoor usage.
9. UL and CE approval.




Specification


Dimension / Diagram

Circular Tube

L: Total length
Lb: Illumination surface length
N: Number such as 1,2,3N
La: Length of LED strip light
L1: Minimum cutting unit



Processing Operation



General Parameters

Part No.	Style	Dimension	Max. Length (La)	Increment (L1)	LED Type	LED QTY	IP Rating	Operating Ambient	Lifespan	Warranty
Luxyled Evo360	Circular-Tube (White)	φ 18mm [φ 0.71in.]	5M [16.4ft.]	Zero modules	SMD 2216	480LED/M [146LED/ft.]	IP65 [wet]	Ta: -20~45°C	50,000h(indoor) 36,000h(outdoor) (L70B50@ Tc≤65°C, Tc is the temp. of LED pin)	5 years (indoor) 3 years (outdoor)


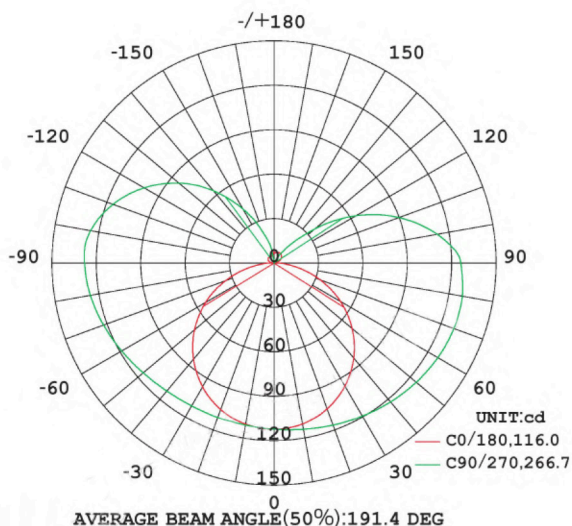
Photoelectric Parameters

Part No.	Style	Power ±10%	Operating Voltage	Finished Product CCT/ Wavelength	CRI80, 4000K		CRI90, 4000K	Beam Angle
					Luminous Flux±10%	Light Efficiency	Luminous Flux±10%	
Luxyled Evo360	Circular-Tube (White)	12W/M [3.66W/ft.]	DC24V	2700-6500K	1150lm/M [350lm/ft.]	96lm/W	/	360°

Note:

- (1) Luminous flux for CCT 2700K is 10% lower, for CCT 3000K/3500K is 5% lower, for CCT 5000K/6500K is the same, compared with 4000K.
- (2) The Max. Length (La) is defined as power fed on one side.
- (3) The standard packing length is fixed by default per reel without installation accessories, customized packing need to be evaluated.
- (4) Installation accessories pack should be ordered separately according to specific case.

Light Distribution Diagram



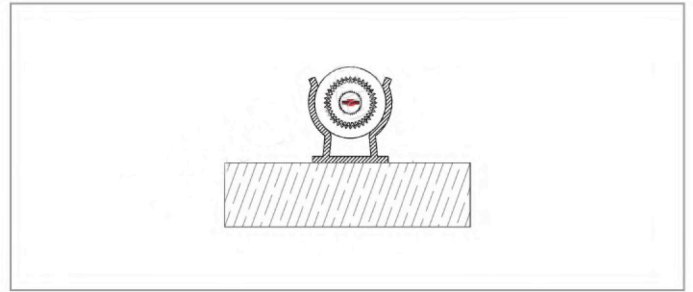
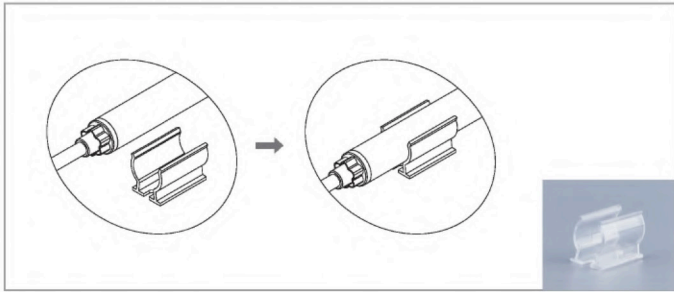
Circular Tube (12W, CRI80, 3000K)

General Characteristics

(1) Power cable in rear feed.




(2) Surface mounting by bracket



Notice

1. Adopt suitable power supply with power is 20% higher than the max. power of luminary, to ensure long time performance of power supply.
2. Do not install it when power is on. Before powering on, make sure the wiring is correct.
3. Avoid privately changing or damaging the circuit or other component on the luminary.
4. Avoid scrape, twist and irregular bend during installation, which might cause non repairable status for the luminary.
5. Minimum bending diameter definition is 100mm[3.94in.], too small bending diameter will break the luminary.
6. Minimum twist degree is 360° per 1000mm[39.4in.] length.
7. Luminary linked in over long length will lead to problem of overload or uneven brightness.
8. To protect your eyes, do not stare at the luminary for a long time while it's illuminated.
9. Only professional personnel can install, dismantle and repair.
10. Bend and twist diagram is shown as below.



▲ Max. Twist Angle is 360° per Meter

LUXYLED Evo360 - Multibending

FINISH : WHITE

°K : 2700, 3000, 4000, 5000 - RED, BLUE, GREEN

VOLTAGE : 24Vdc

W/mt: 12W

Lumen: 1150lm/mt

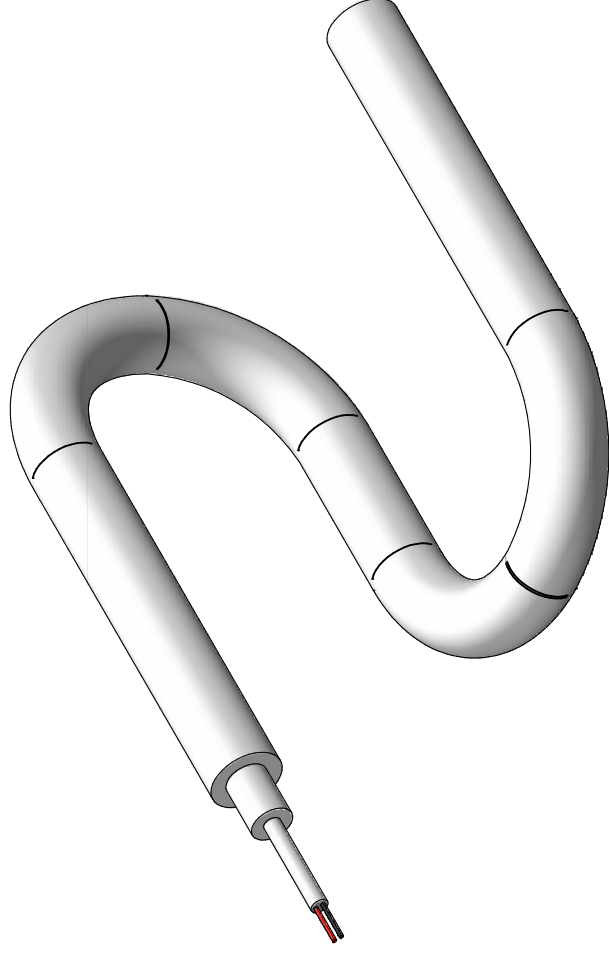
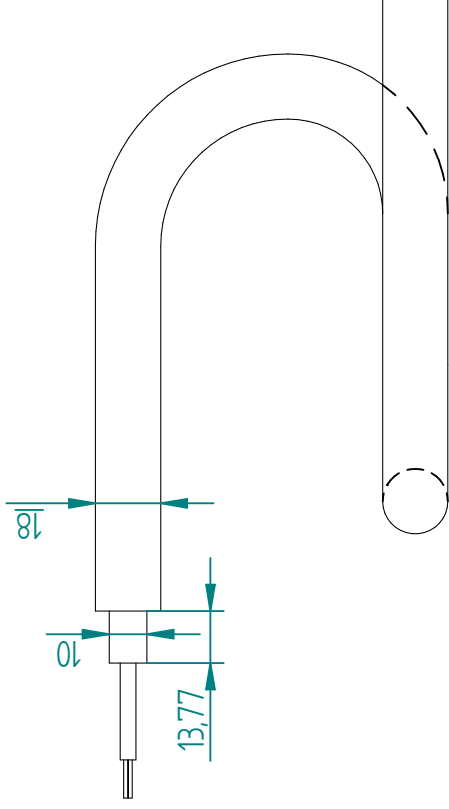
IP GRADE : IP65

BEAM ANGLE : 360°

CUTTING UNIT : ZERO MODULES

MINIMUM BENDING RADIUS: 100mm

MAX. ILLUMINABLE LENGTH : 5mt (SINGLE CONNECTION)



DATA

00

REVISIONE

00

DATA SHEET

LUXYLED Evo360

Promotech-italia s.r.l.

PROMOTECH

TECHNICAL DEPARTMENT